

The Dahlia Society of Nova Scotia Quarterly Newsletter – APRIL 05



IS it really Spring? I was thinking just a few weeks ago that with only three big storms so far; it's been a great winter. A few days after those words were out of my mouth along came number 4. I've already forgotten those few days of -22 C temperatures; it's a "damp cold" along the coast as we used to say. It's definitely the start of a new season and a very exciting year for our Society. In a few short days many of us will be pulling our tuber barrels out of the cold room and just like Christmas, we'll be keeping our fingers crossed as to what's inside. The excitement starts this month with our tuber auction followed by the annual tuber sale at the Mic Mac Mall in May. Summer BBQ's, garden tours and shows are all leading up to the big one this year folks, the National Show at the Westin Hotel. There have been many contributions to this newsletter with much information to pass along, so without further ado....

Information and Updates

The following was contributed by Arthur Haskins:

The Dahlia Society of Nova Scotia was saddened by the recent passing of Ross Hill. Our condolences go out to his wife Phyllis and family. Ross was a great supporter of the Dahlia Society and of growing dahlias in general. He and Phyllis grew a wide selection of dahlias and was always interested in trying some of the newer varieties offered in the catalogs. Ross was an avid grower and exhibitor of dahlias at flower shows and exhibitions and won his share of ribbons. Their property, located just outside of Truro, boasted a variety of gardens of different plants, but none held more pride for Ross than his dahlias. Ross enjoyed showing everyone his prize blooms and liked to talk dahlias at every opportunity. I remember Ross bringing dahlia blooms to shows in Halifax and although he hated driving in the city, he was determined to get them to the show, and despite getting a bit lost he got them there on time. Ross always promoted the dahlia, and introduced a number of new gardeners to the joy of growing this wonderful flower. Ross had a common sense approach to growing dahlias, he was the first one that I saw using tomato cages tied to stakes to support dahlias, when asked about it his reply was, "saves a lot of bending over to tie them up". Nothing fancy, just plant 'em, care for 'em, and then enjoy 'em. Ross and Phyllis planted dahlias not only for their own enjoyment but for all those that drove past their property to enjoy as well. The dahlia society has lost a great supporter and friend.

I am very pleased to announce the **Doug Verge Award** for the best 'three waterlily' entry in honor of an old friend and active member of the Society, and;

Carol Dexter will be coordinating ticket sales on the raffle of Ruth Graham's lovely dahlia Quilt.

Sherma Richards is putting the Society Cookbook together and will welcome all treasured family recipes. Yumm!

Program for 2005

The Dahlia Society of Nova Scotia meetings are held in the Learning Centre which is in the lower level of the Halifax Military Family Resource Centre, Building 106, in Windsor Park, Halifax, behind the Halifax Curling Club. Drive in the entrance from Connolly Street as for the curling club and proceed to the parking lot behind it. On entering the Resource Centre, immediately turn left and at the end of the corridor go down one level, and follow the noise to the meeting.

Meetings are from 7:30 to 9:30 PM on the last Wednesday of all but the following months: July, August and December. The June meeting is held at a member's home. There is a club BBQ in July, also at a member's home. There is no meeting in December. Membership fees are \$5 for a single membership, or \$7 per family.

March 30: Arthur Haskins on starting your dahlia tubers and taking cuttings from them.

April 27: Members Tuber Auction of special named tubers. Proceeds from this fun filled event will go towards costs of hosting the 2005 National Show and the on going costs of running the society.

May 7, Saturday Annual Dahlia Tuber Sale to be held at Mic Mac Mall, Dartmouth, N.S. Sale starts at 8 am and continues until 3 pm Tubers are \$ 1.50 each and are all named and the form is identified. Information on growing the tuber will be included in the sale.

May 25: Lecture on sustainable gardening by Dave Keays. - A professional horticulturalist.

June 29: This regular meeting will take place at 7:30 pm but will be held outside the city at the home and garden of Barry and Fran Mackenzie, 40 minutes from Dartmouth, NS. There will be a garden tour before the meeting. The program for this meeting will be a talk and demonstration by Art Haskins on the preparation of dahlias for exhibiting at shows. Barry and Fran's address will be in the newsletter.

July 24: Sunday The Annual Picnic will be held at the home of Joyce and Eric Higgins, Higginsville, Halifax County, N.S. Starts at 1 pm with a garden tour of their incredible gardens. At this time of the growing season their lilies and roses should be spectacular. Members may bring a guest and also a pot luck dish; the BBQ chicken is provided by the society. More information will be in the July newsletter and a sign up sheet will be distributed to organize numbers of people and food contributions.

September 1 – 5 The American Dahlia Society 2005 National Show, Halifax, Nova Scotia. This event is for the dahlia growing public and all gardeners. Anyone with a dahlia may enter their bloom in the show at no charge and membership is not a requirement. Entry information may also be found on the Society Web Site. The show is open to the public Saturday afternoon of Sept.3 and during the day of Sunday, Sept.4, 2005.

September 18, Sunday What a better way to spend a Sunday afternoon than visiting dahlia gardens in the Halifax area. We are suggesting a start by visiting the Dahlia garden at the Veteran's Memorial Hospital, then driving out to Herring Cove to visit the gardens of Alice Dempsey, Joe Lapierre and Jack O'Neil. Each one of these members gardens differ from the other so there should be something for everyone's gardening taste. Directions and addresses will be in the July Newsletter.

September 28 Hands on demonstration on how to cut/split dahlia tubers and winter storage methods.

October 26 Round table discussion by members about putting your garden to bed for the winter.


November 30 Recap of the ADS 2005 National show hosted by our society.

Tuber Auction The following tubers were ordered from Vivian and Les Connell and will be presented at our Auction, April 27, plus Brian Hawkins up in Fredericton said he would like to send some of his newer dahlias down for the auction: 082 AA LC Y Bloomquist Glow, Summit Sunrise, 302 BB FD Y Windholme Diane, 302 BB FD L Willowfield Matthew, 292 B LC FL Tahoma Blaze and those pictured below:



270 Kenora Majestic B C LB L/W 363 Ruskin Marigold BB C Or 203 Sylvia Craig Hunter B FD LC FL

In order to keep all colour photos to one page (\$\$\$), please enjoy the symbol of our National show:



Registration Form
39th Annual ADS National Show
 September 1st - 5th, 2005
 Westin Nova Scotian Hotel, Halifax, Nova Scotia, Canada

Print Name(s): _____

Print Address: _____

Phone: () _____ E-Mail: _____ Home Society _____

Registration options:

Full: _____ @ \$ 130.00 Canadian Funds (Includes) Hospitality Thursday evening, Bus Tour and Lunch Friday, Saturday Lunch and Awards Reception and Banquet. \$ _____

Partial: _____ @ \$ 100.00 Canadian Funds
 (Includes) Hospitality Thursday evening, Saturday Lunch and Awards Reception and Banquet. \$ _____

Late Registrations (Add \$ 15.00 per person after July 20th) \$ _____

Sub Total \$ _____

Friday Bus Tour Lunch: Bar-B-Q Chicken (vegetarian option upon request)

Banquet Meal Choice: Coriander Honey Crusted Chicken (#) _____

Atlantic Halibut (#) _____

Special Dietary Needs _____

Will you judge? ___ Sr, ___ Ac, ___ Other, _____

Will you clerk? _____

Will you exhibit? ___ Yes, do you need Show Tags? _____, How Many? _____

Adventure Tours

Sunday Sept 4th

#1 - *Deep Sea Fishing* \$ 40.00 Canadian \$ _____
 (4 hour trip-limited, to 17 people) book early.

#2 - *Harbour Hopper* (Amphibious Vehicle) \$30.00 Can \$ _____
 (1 hr tour of Historic sites on land and the water)

#3 - *Historic Keith's Brewery Tour* \$ 20.00 Can \$ _____
 (1 hr tour of North America's oldest operating brewery)

Dahlia Garden Tour

Monday Sept 5th: *"The Morning After Tour"* \$ 35.00 Can. \$ _____

An all day tour of 4 gardens, including three of the largest dahlia gardens in Nova Scotia. Plus, enjoy a country pot luck lunch in the

beautiful Stewiacke Valley.

Sub Total \$ _____

Grand Total \$ _____

**Note: Due to fluctuating currencies please make check out in Canadian Funds
And payable to the 'Dahlia Society of Nova Scotia'**

mail to: Nina Dandurand
1460 Harmony Road
R.R. #1 Aylesford, Nova Scotia
B0P1C0, Canada
(902) 847-3255
carolina@ns.sympatico.ca

Note: Hotel Reservations are to be made directly with the Westin Nova Scotian Hotel;

Hotel Reservation Request
American Dahlia Society 2005 National Show
Wednesday, August 31 - Monday, September 4, 2005

Group Rate (taxes not included) in Canadian dollars:
\$149.00 single or double occupancy + 15% HST & 1.5% Halifax hotel levy per night

Name: _____
Company: _____
Mailing Address: _____
Postal/Zip Code: _____
Telephone: _____ Fax: _____
E-mail address: _____
Arrival Date: _____ Time: _____
Departure Date: _____
Beds per Room (circle one): 1 or 2
Persons: _____ # Rooms: _____
Sharing Room With: _____
(Non-smoking requested circle one): yes / no
Special Requirements: _____

Room reservations must be **GUARANTEED** with a major credit card or a full one night's deposit.

Card Type (circle one): American Express / Visa / MasterCard / Diners Club

Card Number: _____

Expiry Date: _____

Cardholder Name: _____

A confirmation of these arrangements can be sent on your request via fax or e-mail.

By Fax _____ by E-mail _____

RESERVATION REQUESTS MUST BE RECEIVED NO LATER THAN

Tuesday, August 2, 2005. Reservations requested after August 2, 2005 will be accepted at the best available Westin Nova Scotian rate of the day, provided guestrooms are available.

Rooms are not available prior to 3:00 pm, though every attempt will be made to accommodate an earlier arrival request. Our check-out time is 12:00 noon. Requests to retain rooms beyond that hour should be directed to the Guest Services Manager.

Our self-parking rates are \$10.00 per vehicle, per day based on availability.

Please note: Should you cancel your reservation after 4:00 pm on the day of arrival; one night's accommodation will be subject to payment in full. Should any guests depart early, or not arrive, this policy will also apply.

The Westin Nova Scotian
1181 Hollis Street
Halifax, Nova Scotia
B3H 2P6

Telephone:(902) 421-1000
Fax:(902) 422-9465
Toll-free: 1-877-993-7846
E-mail: reservations@westin.ns.ca

**SCHEDULE FOR THE 2005
AMERICAN DAHLIA SOCIETY NATIONAL SHOW**

September 1st - Thursday

*Registration 12 noon -10:00 pm

*Hospitality 7:00 pm - 10:00 pm

September 2nd - Friday*Registration 7:00 am - 10:00 pm

*Bus Tour 9:00 am - 5:00 pm

*Receive and Staging of Exhibits 5:00 pm - All Night

September 3rd - Saturday

*Registration 8:00 am

*Entries close 9:00 am

*Judges and Clerks Meeting 9:00 am

*Judging 9:30 am - 12:00 noon

*Luncheon 12:30 pm

*Show Open to Public 1:00 am

*Show Closes 5:00 pm

*Social Hour 6:00 pm - 7:00 pm

*Banquet and Awards 7:00 pm

September 4th - Sunday

*ADS Classification Meeting 8:00 am - 9:00 am

*ADS Annual Meeting 9:00 am - 12:00 noon

*Show open to Public 9:00 am

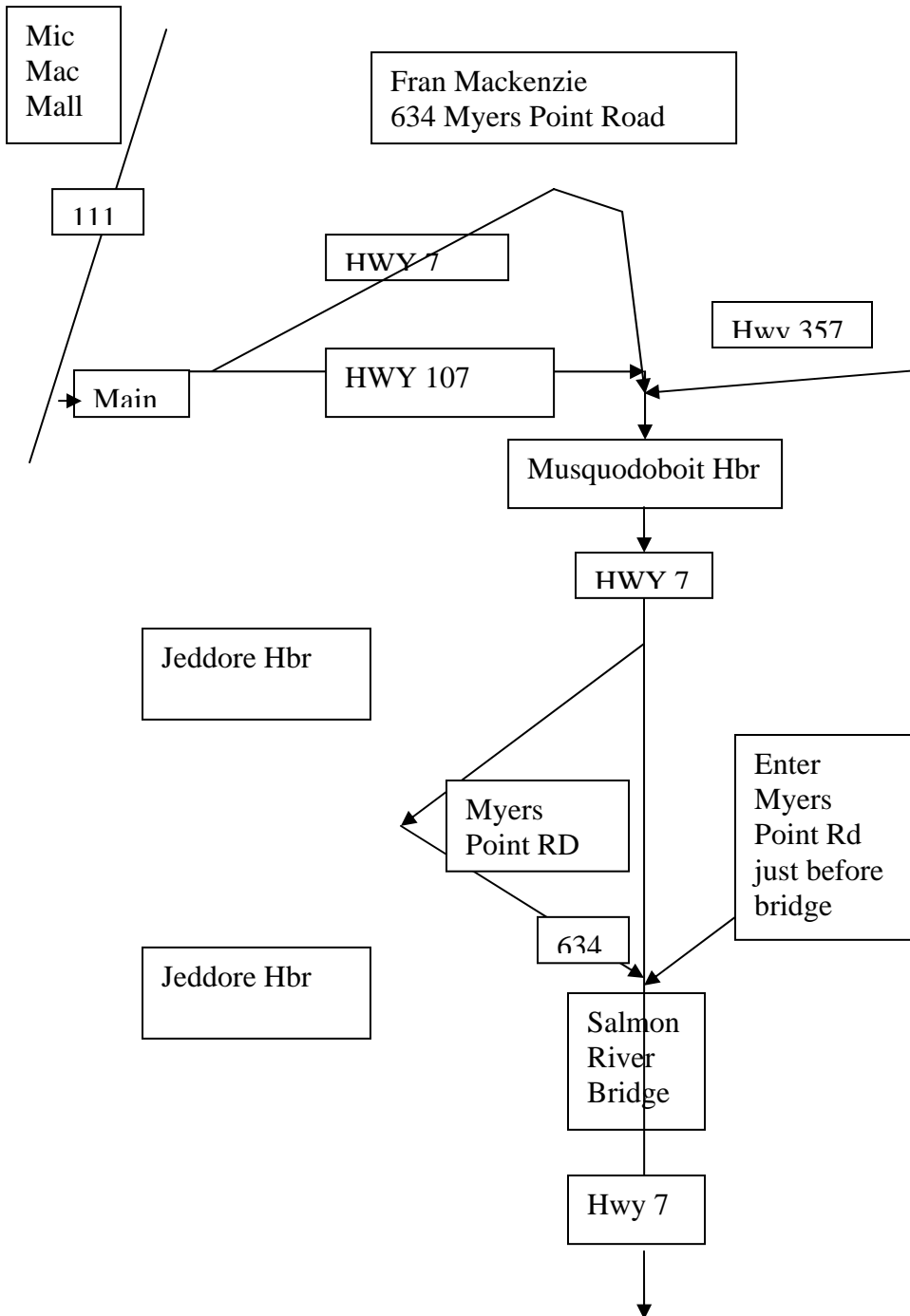
*Sunday Tours Begin 2:00 pm

*Show Closes 4:00 pm

September 5th - Monday

* "The Morning After" Dahlia Tour 9:00 am - 5 pm

Here's map to our house with some directions also, for the June meeting:



Get to Musquodoboit Hbr from Dartmouth via Main St /Hwy 107, or come down the Meghers Grant Road (Hwy 357) to the Hbr. Go thru the Hbr on Hwy 7 for about 10-15 minutes until you reach the Salmon river Bridge. Turn right onto Myers Point Road just before the bridge. We are the fourth house on the left, #634.

Tech Stuff

SUPPORTING DAHLIA PLANTS IN YOUR GARDEN – Heather Drope

Dahlia plants need to be supported when in full bloom. Today dahlias produce many more blooms than the original species plants. If not supported they often become top heavy and will fall over in a strong wind and break their main stalks down by the ground. To avoid this, dahlia gardeners have devised different methods of supporting their precious plants and one of these methods is by staking them. This entails burying a six foot stake, at least one to two feet into the ground. Bury a stake every four feet in a row and then another row four feet beside that one. Two tubers can be planted by one stake but make sure that the eye of the tuber is towards the stake. That way the dahlia plant will grow up close to the stake and it will be easier to support by tying up the growing stalk.

Diagram 1 shows two rows of stakes that are set in the ground four feet apart and in rows four feet wide. This is a good method for long rows. Your next two rows may have a space of six feet separating them from the first two rows. This gives some working space as does the alternate stake format.. Many growers will make all the stakes parallel to each other. I expect this makes it much easier to plan out a garden of 500 or more tubers.

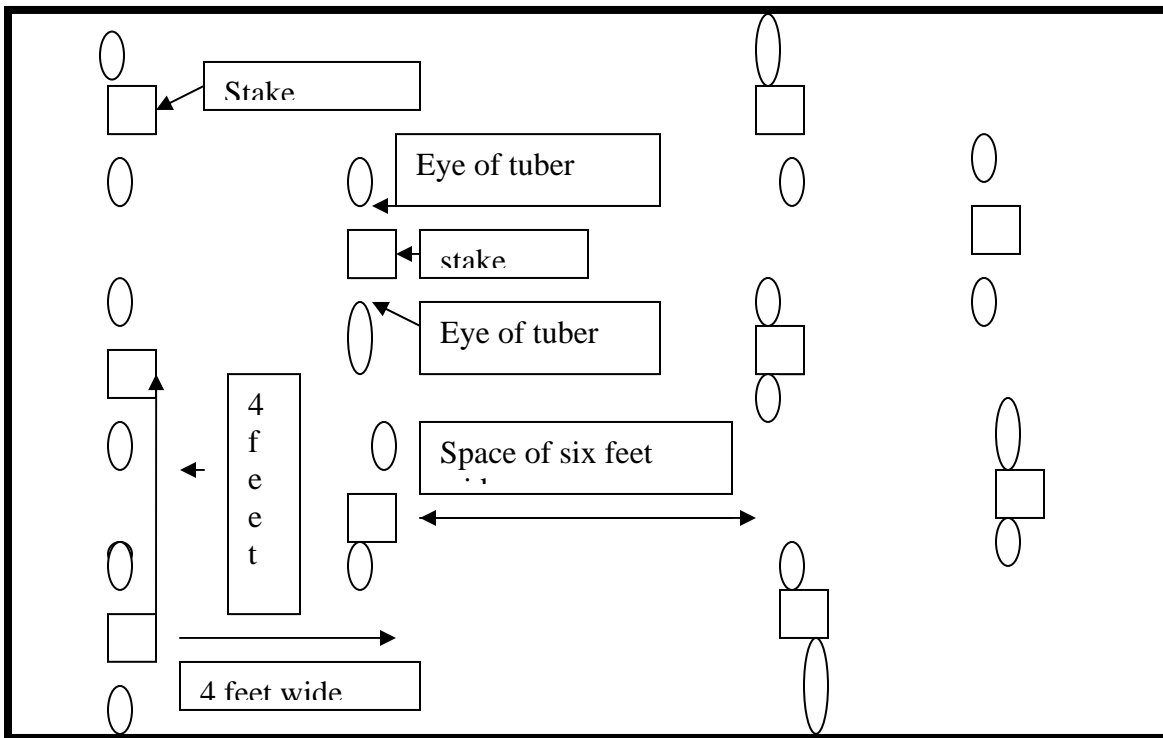
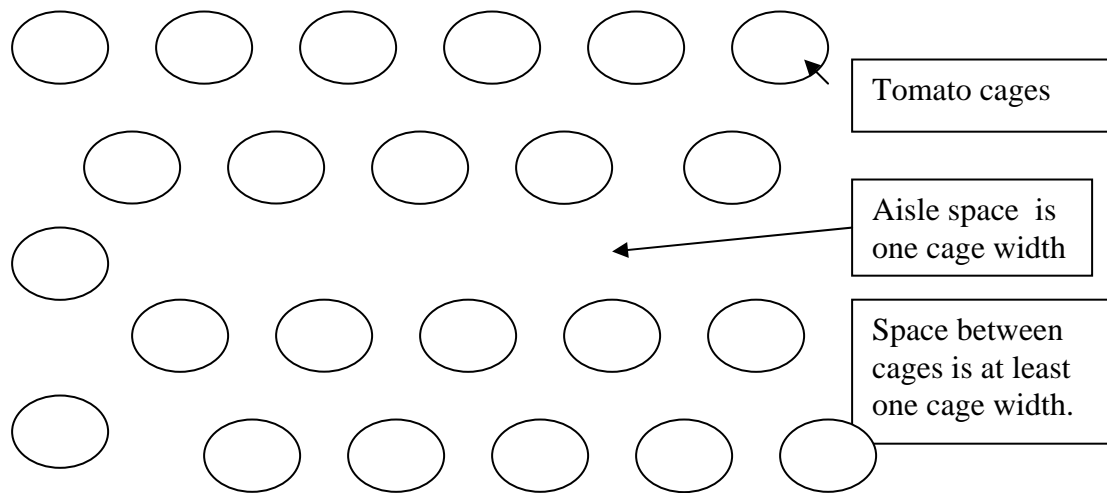
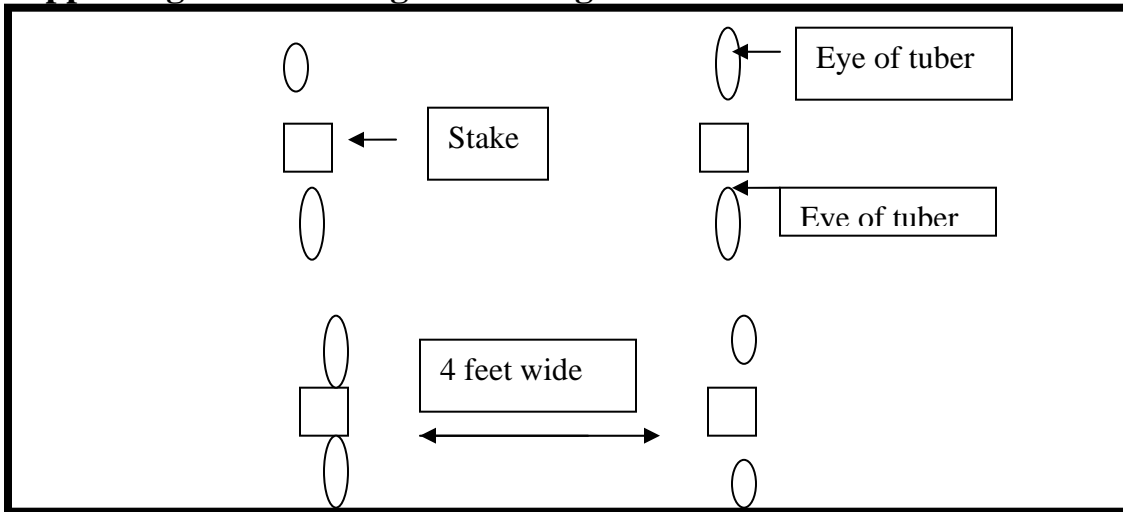


Diagram 2 shows what could be thought of as square foot gardening. In this case you set everything out in squares with four stakes to a bed. This will give you a bed of eight dahlia plants and a great way to plan the placing of flower colors and or flower forms.

Supporting Dahlias using tomato cages:



Dahlias in full bloom can fall over from their own weight and there is nothing so discouraging as to look at broken plants laying on their sides after a strong wind storm. They need some support to avoid this from happening. I learned from experience. I couldn't/wouldn't believe that such a strong plant would fall over so I supported only a couple of my plants in my first year of growing them. One could say I learned the hard way because I lost several beautiful plants to wind storms. They were broken right to the ground.

The norm at the time I started was to stake the dahlias (drive a big six or seven foot post in the ground) but for me this was just too much hard work to do alone and also I wanted a garden where plants bloomed without any distracting sticks or poles. My garden is very small and twenty five dahlia plants are just about my limit due to space and sunshine. I have a north facing garden and the shadow of my house limits the number of hours of direct sunlight to over half my growing space.

The following information was arrived at thru trial and error over the years and I figure I have all the glitches out now so will pass on my experience with the use of tomato cages to support Dahlias.

I suggest before setting out your tubers that you make a garden plan. Give each cage a number on the plan and then list the name and number of the tuber that will go in each hole. Make a tag to hang on the cage too. After I have my plan drawn up, I go out and dig the holes for the entire garden. Only then do I place the

tuber in each hole with the eye end of the tuber more or less in the centre of the hole. When I cover them over with soil, I then push each cage firmly into the ground. If you do it at that moment you will have less chance of mixing up the tubers or forgetting where the eye is. You do want the eye to grow up in the center of the cage. Wire the tag on the cage too at this time. If you have drawn up your garden plan then this last step of tagging may come later.

The reason for the aisle space is to allow air circulation and room for you to work on your dahlia plants as in disbudding, cutting flowers, etc. The cages are very easy to push into the ground. If they are better quality ones then they will last for ten or more years of usage. The height/size of the cage depends on how tall you expect your dahlia to grow. I have found that I just use the tallest ones that I own and it solves any height problems. I have also experienced that it takes hurricane force winds to knock them over with a fully mature dahlia plant growing inside the wire.

If you want your dahlias to blend in with other flowering plants in the garden then try using this cage method. It is unobtrusive and easy to use.

Example of a Dahlia list to go with the garden plan.

Cage #	Dahlia name	Class	Size	Form	Color
1	Northfield Sparkler	747		O	DR/Y
2	April Dawn	230	B	ID	LB L/W
3	Kasasagi	552		P	FL
4	Marie Schnugg	746		O	R/r
5	Honka	742		O	Y/y
6	Amy's Star	753		O	DB w/pr/db/pr/y

These six dahlias would make up the first row either numbering them left to right or right to left, that being your choice just remembering to pencil in the number to go with your list. You can see that there are a few Orchid forms in the list. It would be better to put all the Orchid style dahlias together instead of having a tall, bushy dahlia in the middle of them as April Dawn is in this case.

Anyone not inclined to exhibit their dahlias wouldn't need to put the class number in the list. In my case it makes it easier to look them up in the *Classification and Handbook of Dahlias*. I have added size, form and color because it can help with the garden planning and when exhibition time comes around it saves me from having to look up the information that goes on the entry form. You will want to show off your beautiful blooming Dahlias to their best advantage and every little bit of organization ahead of time will save you time and energy. Happy gardening!

Dahlia Planting Experiment – David Steele

In the spring, I usually sit down and draw up a planting grid for my dahlia garden. My previous years saw a planting grid that had rows 4 feet apart, with stakes every 4 feet, with 2 dahlias per stake. This arrangement always led to difficulties in the fall, trying to get around in the garden, as a lot of the rows were completely overgrown. I would try to squeeze through, but, due to my girth, squeezing through resulted in a lot of broken laterals.

The spring of 2004 afforded me a few days of reflection and I decided on a different planting grid. My plan was to have 6 foot rows, with stakes every 6 feet and 4 dahlias per stake. I was unsure just what problems I would run into, but decided to give it a try.

My usual method of planting 2 tubers to a stake would see me place the tubers about 3 inches from the stake and opposite each other. The new method would see me plant tubers 10 to 12 inches from the stake, 90 degrees apart on the points of the compass.

As the season progressed, I did not experience any great difficulty in weeding or tying. The ties seemed awfully long early in the fall, but that feeling went away. Disbudding and disbranching was probably easier, with more to do per stake. Some varieties seemed to thrive and produce better stems than I remember from other years. Some low-growing varieties seemed to grow taller, perhaps due to more shading than they were used to having.

Once I started digging, I discovered a benefit to planting so far apart. Most clumps of tubers came away as single-plant clumps. In previous years, the “two-tubers-to-a stake resulted in a two-plant tuber clump, which can become quite large and hard to handle. I also found the one-plant clumps easier to wash and easier to cut, compared to the two-plant clumps

All things considered, I will plant on a 6X6 grid again this spring. It certainly wasn't any more frustrating than in previous years. If my memory hasn't failed me, “HI KRAPP” and ‘KENORA KOMPOST”, looked about the same as they did last year...

Ed note: Funny Dave

The Fab 50 - are those Dahlias that won 50 or more awards in 2004:

Hamari Accord, Embrace, Edna C, Valley Porcupine, Taratahai Lilac, Inland Dynasty, Cornel, Mary Jo, Camano Pet, Mary's Jomanda, Spartacus, Kenora Wildfire, Brookside J Cooley, Rose Toscano, Camano Sitka, Kathy's Choice, Matthew Juul, Zorro, Goldi Gull, Honka, April Dawn, Kenora Jubilee, Sir Alf Ramsey, Jomanda, Cameo, Alloway Candy, Northwest Cosmos, Jessica, Kenora Majestic, Kidd's limax, Hamilton Lillian, Alpen Cherub, Marie Schnugg, Clara Huston, Chimacum Troy, Pam Howden Elvira, Just Peachy, Powder Gull, Glenbank Twinkle, Poppet, Jessie G, My Beverly, Reddy, Snoho Doris, Glenplace, Islander, Chilsons Pride, Jennie, Pearson's Michelle, Wildwood Marie, Lupin Shiela, Barberry Red dwarf, Weston Spanish Dancer, Nenekazi, Elsie Huston, Trengrove Millenium, Danum Meteor, Magic Moment, Show 'N' Tell, Bonaventure, Horse Feathers, Alpen Diamond, Kenora Sunset, Mi Wong, Little Willo, Red Balloon, Weston Pirate, Taratahai Ruby, Light Accord, Goldilocks, Brookside Snowball, Rembrandt, Clyde's Choice, Primrose Pet, Camano Messenger, Chimacum Kathie, GW's Babe, Downham Royal, Lismore Moonlight, Kenora Moonlight, Kenora Clyde, Hollyhill Electra, Taratahai Sunrise, Shea's Rainbow, Yellow Baby, Inflammation, Elma Elizabeth, Hollyhill Purely Purple, Hy Mom, Clearview Arla, Sean C, Brenda Sue, Pink Suffusion, Stellyvonne, Camano Cloud, Pooh,, Hillcrest Kismet, Willow Borealis, Allie white, Juanita, Verda, Karras 150, L'anresse, Hissy fitz, Penhill Moonrise, Pocrates, Lupin Tori, Sterling Silver, Pineapple Lollipop, Rejman's Polish Kid, Rival, Ivory Palaces, Highlighter, Riisa, Hy Clown, Barberry Red Baron, Bristol Karma, K-K-K-Katie, Barberry Gem, Aitara Majesty, Amberglow, Mary Hammett, Rosann Royal, Hy Suntan, Citron de Cap, Ben Huston, Santa Claus, Woodland's Wildthing, Bella S, Kelvin Floodlight, Rebecca Lynn, Hamari Sunshine, Hy Sockeye, Robin Hood, Scaur Swinton, Ruskin Diane, Camano Ariel, Skipley Spot,

Well folks that's about it for now. Thanks go out to Arthur Haskins, Heather Drope and David Steele for their input. Please help me to ensure the future quality of the Newsletter with your input also, whether it is a letter as to how you got started, or your little tips and tricks. Everything is welcome including photos. Our next Newsletter will be in July, talk to you then.